





TOOLS FOR PIPE WELDING

CATALOGUE 2020/21



Pipe beveling equipment

The only Pipe beveling equipment designed by endusers with on-site „know how“

We created a unique product range for the need of the worldwide pipe related industry, where the materials become more and more sophisticated. Nowadays the wall thickness increases and materials are extremely difficult to machine.

The product range of the pipe beveling equipment for weld edge preparation of pipes is outstanding and very competitive.



Pipe Beveler

Pipe beveler for on-site pipe edge preparation



Pipe Beveling Machines

Pipe beveler for on-site pipe edge preparation



Elbow Beveling Machines


Portable add-on for our pipe beveling machines




Pipe Chamfering Machine

Pipe chamfering machine for weld edge preparation

Applications:




Pipe beveling



Pipe beveling



Elbow beveling



Pipe chamfering

Pipe cutting and beveling

The perfect machines for pipe cutting and beveling of heavy wall pipes

With our huge range of pipe cutting and pipe cutting and beveling machines every kind of pipe can be cut for further pipe edge preparation.



Pipe cold cutting

Pipe cold cutting and beveling machine for heavy duty pipes



Waterwall panel cutting

System for cutting waterwall panels of high pressure boilers



Chain type pipe cutting machine

Max. wall-thickness: 30 mm
Application: cutting and beveling


Applications:



Pipe cold cutting



Pipe cutting and beveling



Boiler panel cutting




Pipe cutting

Pipe welding tools

Equipment for a perfect pipe weld

Pipe and pipeline welding work is nowadays a sophistic job, which requires the best equipment on-site and in the workshop. In the pipe welding process useful tools like pipe beveling machines, pipe cold cutting machines, pipe welding stands, pipe jacks, pipe alignment clamps, and pipe chain alignment clamps provide a better productivity for welded pipe and a more convenient and safer working environment.



Pipe Welding Alignment

Pipe Welding Clamps, Pipe Chain Clamps, External Pipe Clamps



Pipe Handling

Pipe Jacks and Pipe Carts for professional Pipe Handling



Flange repair equipment

Flange Tools, Marking and Earthing


Applications:



Pipe clamping



Pipe alignment



Flange leveling




Pipe handling



1 | Pipe Welding Alignment

DWT Pipe Welding Clamps	8
Single Pipe Chain Clamps	10
Double Pipe Chain Clamps	11
Internal Spider Clamps	12
Hydraulic External Pipe Clamps	13
Mechanical Cage Pipe Clamps	16



2 | PIPE PURGE GAS SYSTEM

Pipe Purge Systems	19
Oxygen Analyzer	21



3 | Pipe Jack Stands

Pipe Jack Stand (foldable)	24
Mobile Pipe Jack Stand - Maxi Flex	25
Pipe Jack Stand Fat Jack	25
Pipe Jack Stand Pro Roll	26




4 | Flange Repair Equipment

Centering Heads	28
Flange Spreaders - Mechanical	28
Flange Levelers	29
Rotary Ground Clamps	29



**Pipe Chain Clamps and several Pipe Alignment Clamp
for pipe welding alignment applications.**



Due to its unique design, the pipe alignment clamp ensures that the clamping forces are evenly spread around the pipe in welding process, because the distance between clamping points are exactly the same. This is true for all pipe dimensions within the range of the clamp (1 to 14 inches).

The adjusting screws have stainless steel balls at their ends. This eliminates the scratching of the objects to be welded, and no corrosion will occur.

The pipe alignment clamp can be used for the welding of all kinds of materials such as carbon steel, stainless steel, duplex, super duplex and titanium.

Steel Pipe Welding Clamps

Clamping Range: 1" - 14" (25 - 355 mm)

- For centering and alignment pipes in welding process
- Easy clamping, adjustment
- Clamping screws with stainless steel ball head



Stainless Steel Pipe Welding Clamps

Clamping Range: 1" - 14" (26 - 355 mm)

- For centering and alignment pipes in welding process
- Easy clamping, adjustment
- Stainless steel contact points - avoids corrosion
- Clamping screws with stainless steel ball head



Part.-No.	Description	Range		Weight		Material
		mm	inch	kg	lb	
RG350004	Pipe welding clamp steel DWT S13	25 - 76	1 - 3	1,5	3.00	Steel
RG350005	Pipe welding clamp steel DWT S25	51 - 127	2 - 5	3,1	6.83	Steel
RG350006	Pipe welding clamp steel DWT S47	102 - 177	4 - 7	3,3	7.28	Steel
RG350007	Pipe welding clamp steel DWT S59	127 - 228	5 - 9	6,9	15.21	Steel
RG350008	Pipe welding clamp steel DWT S1014	254 - 355	10 - 14	9,0	19.84	Steel
RG350012	Pipe welding clamp for SS pipes DWT SS13	27 - 76	1 - 3	1,0	2.00	Stainless steel
RG350013	Pipe welding clamp for SS pipes DWT SS26	60 - 168	2 - 6	3,5	7.00	Stainless steel
RG350014	Pipe welding clamp for SS pipes DWT SS614	168 - 355	6 - 14	8,0	16.00	Stainless steel

Accessories

Screw for pipe welding clamps

- Replacement screws suitable for pipe welding clamps
- With stainless steel balls at their ends



Part.-No.	Description
RG350009	Screw for DWT Steel Clamp S13
RG350010	Screw for DWT Steel Clamp S25 & 47
RG350011	Screw for DWT Steel Clamp S59 & 1014
RG350096	Screw for DWT Stainless Steel Clamp SS13
RG350097	Screw for DWT Stainless Steel Clamp SS26
RG350098	Screw for DWT Stainless Steel Clamp SS614

Single Pipe Chain Clamps

Pipe range: 8" - 60" (203 - 1524 mm)


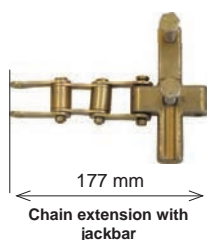
- Clamping range 8 - 60"
- Max. wallthickness: 12,7 mm
- By removing the chain the links und jackbars the chain adjusts to the several pipe diameters



Part.-No.	Description	Range		No. jackbars
		inch	mm	
RG350040	Single manual pipe chain clamp	8 - 10	203,2 - 254	5
RG350041	Single manual pipe chain clamp	8 - 12	203,2 - 304,8	6
RG350042	Single manual pipe chain clamp	8 - 16	203,2 - 406,4	7
RG350043	Single manual pipe chain clamp	8 - 20	203,2 - 508	9
RG350044	Single manual pipe chain clamp	8 - 24	203,2 - 609,6	11
RG350045	Single manual pipe chain clamp	8 - 28	203,2 - 711,2	13
RG350046	Single manual pipe chain clamp	8 - 32	203,2 - 812,8	14
RG350047	Single manual pipe chain clamp	8 - 36	203,2 - 914,4	16
RG350048	Single manual pipe chain clamp	8 - 40	203,2 - 1016	18
RG350049	Single manual pipe chain clamp	8 - 44	203,2 - 1117,6	19
RG350050	Single manual pipe chain clamp	8 - 48	203,2 - 1219,2	21
RG350051	Single manual pipe chain clamp	8 - 52	203,2 - 1320,8	23
RG350052	Single manual pipe chain clamp	8 - 56	203,2 - 1422,4	25
RG350053	Single manual pipe chain clamp	8 - 60	203,2 - 1524	26

Accessories

Spare parts for single manual pipe chain clamps



Part.-No.	Description
RG350067	Single chain clamp for medium wall, 1275 mm long, without swivel, 7 jackbars
RG350068	Swivel
RG350069	Single jackbar
RG350070	Two-parts Terminal member
RG350071	Three-parts Chain extension
RG350072	Terminal member with jackbar, 137 mm long
RG350073	Chain extension, 177 mm long with jackbar

Double Pipe Chain Clamps

Pipe range: 8" - 60" (203 - 1524 mm)



- Clamping range 8 - 60"
- Max. wallthickness: 12,7 mm
- By removing the chain the links und jackbars the chain adjusts to the several pipe diameters



Part.-No.	Description	Range		No. jackbars
		inch	mm	
RG350054	Double manual pipe chain clamp	8 - 12	203,2 - 304,8	6
RG350055	Double manual pipe chain clamp	8 - 16	203,2 - 406,4	7
RG350056	Double manual pipe chain clamp	8 - 20	203,2 - 508	9
RG350057	Double manual pipe chain clamp	8 - 24	203,2 - 609,6	11
RG350058	Double manual pipe chain clamp	8 - 28	203,2 - 711,2	13
RG350059	Double manual pipe chain clamp	8 - 32	203,2 - 812,8	14
RG350060	Double manual pipe chain clamp	8 - 36	203,2 - 914,4	16
RG350061	Double manual pipe chain clamp	8 - 40	203,2 - 1016	18
RG350062	Double manual pipe chain clamp	8 - 44	203,2 - 1117,6	19
RG350063	Double manual pipe chain clamp	8 - 48	203,2 - 1219,2	21
RG350064	Double manual pipe chain clamp	8 - 52	203,2 - 1320,8	23
RG350065	Double manual pipe chain clamp	8 - 56	203,2 - 1422,4	25
RG350066	Double manual pipe chain clamp	8 - 60	203,2 - 1524	26

Accessories

Spare parts for double manual pipe chain clamps



Part.-No.	Description
RG350074	Double chain clamp for medium wall, 1275 mm long, without swivel, 7 jackbars
RG350075	Swivel
RG350076	Single jackbar
RG350070	Two-parts terminal member
RG350071	Three-parts chain extension
RG350077	2 x terminal member, 137 mm long with jackbar
RG350078	2 x chain extension, 177 mm long with jackbar

Internal Spider Clamp (ISC) for welding flanges to pipes. The clamp has a range from 2.25" (56 mm) and up to 20.4" (520 mm). The ISC can be used for stainless steel and carbon steel pipes because the contact points of the systems are made of stainless steel.

Internal Pipe Spider Clamps ISC

Pipe range: ID 2.25" - 20.4" (56 - 520 mm)

- The ISC Clamps can be used on all types of materials as only stainless steel comes in contact with the pipe.



Part.-No.	Description	Range ID		Weight	
		mm	inch	kg	lb
RG350015	Spider pipe clamp ISC56140	56 - 140	2.5 - 5.5	1,35	2.7
RG350016	Spider pipe clamp ISC85220	85 - 220	3.3 - 8.6	4	8
RG350017	Spider pipe clamp ISC120350	120 - 350	4.7 - 13.8	12	24
RG350018	Spider pipe clamp ISC180520	180 - 520	7 - 20.4	27	54

Internal Spider Elbow Clamp (ISEC) suitable for clamping flanges to bends. Fast and easy tool. The ISEC can be used for stainless steel and carbon steel pipes because the contact points of the systems are made of stainless steel.

Internal Pipe Spider Clamps ISEC

Pipe range: ID 2.25" - 20.4" (56 - 520 mm)

- The IMF Clamps can be used on all types of materials as only stainless steel comes in contact with the pipe.



Part.-No.	Description	Range ID		Weight	
		mm	inch	kg	lb
RG350019	Spider elbow pipe clamp ISEC56115	56 - 115	2.2 - 4.5	1	2
RG350020	Spider elbow pipe clamp ISEC85195	85 - 195	3.3 - 7.6	3	6
RG350021	Spider elbow pipe clamp ISEC120315	120 - 315	4.7 - 12.4	10	20
RG350022	Spider elbow pipe clamp ISEC180520	180 - 520	7 - 20.4	24	48

Our Hydraulic External Pipe Clamps have a wide gap, which allows the welding of the root up to 90% before removing the clamp. Edge misalignment can be eliminated by means of jackscrews or a wedge which is placed under the alignment bridge. The air gap can be adjusted by means of chisel. The hydraulic cylinder, which is available as an option, operates in all positions and can be used for all pipe diameters.

The external line-up clamp is available in a medium, heavy and heavy-duty version for pipes from 12-80 inch diameter.

Hydraulic External Pipe Clamps - medium

Pipe range: 12" - 80" (324 - 2020 mm)




Part.-No.	Nom. Pipe Size		OD mm	OD inch	Weight kg
	mm DN	Inches			
11 001 0323	300	12	323,9	12.8	20
11 001 0355	350	14	355,6	14.0	21
11 001 0406	400	16	406,4	16.0	21,5
11 001 0457	450	18	457,0	18.0	24
11 001 0508	500	20	508,0	20.0	28,5
11 001 0610	600	24	610,0	24.0	30
11 001 0711	700	28	711,0	28.0	34
11 001 0765	750	30	762,0	30.0	28
11 001 0813	800	32	813,0	32.0	39,5
11 001 0864	850	34	864,0	34.0	44
11 001 0914	900	36	914,0	36.0	53
11 001 1016	1000	40	1016,0	40.0	60
11 001 1067	1050	42	1067,0	42.0	66
11 001 1118	1100	44	1118,0	44.0	71
11 001 1220	1200	48	1219,0	48.0	77
11 001 1321	1300	52	1321,0	52.0	79
11 001 1420	1400	56	1422,0	56.0	82
11 001 1520	1500	60	1524,0	60.0	84
11 001 1620	1600	64	1626,0	64.0	95
11 001 1720	1700	68	1727,0	68.0	102
11 001 1820	1800	72	1829,0	72.0	104
11 001 2020	2000	80	2032,0	80.0	115

Hydraulic External Pipe Clamp - heavy

Pipe range: 16" - 64" (407 - 1620 mm)

- Heavy Hydraulic External Pipe Clamp. The hydraulic cylinder works in vertical position and can be exchanged easily, if necessary. The alignment bridges have a widegap, allowing to weld the root up to 90% before removing the clamp. Hydraulic jack 10 t. For gas pipelines (fine-grained steel) and for thick-walled pipes made of sturdy flat steel.



Part.-No.	Nom. Pipe Size		OD mm	OD inch	Weight kg
	mm DN	Inches			
11 SK1 0711	700	28	711,0	28.0	95
11 SK1 0762	750	30	762,0	30.0	100
11 SK1 0813	800	32	813,0	32.0	106
11 SK1 0864	850	34	864,0	34.0	115
11 SK1 0914	900	36	914,0	36.0	123
11 SK1 1016	1000	40	1016,0	40.0	130
11 SK1 1067	1050	42	1067,0	42.0	135
11 SK1 1118	1100	44	1118,0	44.0	138
11 SK1 1168	1150	46	1168,0	44.0	141
11 SK1 1220	1200	48	1219,0	48.0	145
11 SK1 1320	1300	52	1321,0	52.0	149
11 SK1 1420	1400	56	1422,0	56.0	153
11 SK1 1520	1500	60	1524,0	60.0	160
11 SK1 1620	1600	64	1626,0	64.0	170
11 SK1 1720	1700	68	1720,0	68.0	179
11 SK1 1820	1800	72	1820,0	72.0	185
11 SK1 1920	1900	76	1920,0	76.0	195
11 SK1 2020	2000	80	2020,0	80.0	210

Hydraulic External Pipe Clamp - heavy-duty

Pipe range: 16" - 64" (407 - 1620 mm)

- The heavy-duty hydraulic external pipe clamp for pipe from 20 - 64 inch has an integrated hydraulic jack, bridge with screws offer a perfect access to the welding gap. Approx. 90% of the root pass can be welded without loosening the clamp. All bridges and rings are made of high-quality steel and are specially designed for welding thick-walled pipes. An edge offset can be avoided by means of pressure screws or a wedge, which is placed under the centering bridge. The 10 t cylinder should be used in a vertical position.



Part.-No.	Nom. Pipe Size		OD mm	OD inch	Weight kg
	mm DN	Inches			
11 SHD 0610	600	24	610,0	24.0	120
11 SHD 0660	650	26	660,0	26.0	130
11 SHD 0711	700	28	711,0	28.0	135
11 SHD 0762	750	30	762,0	30.0	140
11 SHD 0813	800	32	813,0	32.0	150
11 SHD 0864	850	34	864,0	34.0	155
11 SHD 0914	900	36	914,0	36.0	162
11 SHD 1016	1000	40	1016,0	40.0	170
11 SHD 1067	1050	42	1067,0	42.0	175
11 SHD 1118	1100	44	1118,0	44.0	180
11 SHD 1220	1200	48	1219,0	48.0	190
11 SHD 1320	1300	52	1321,0	52.0	195
11 SHD 1420	1400	56	1422,0	56.0	210
11 SHD 1520	1500	60	1524,0	60.0	220
11 SHD 1620	1600	64	1626,0	64.0	247
11 SHD 1720	1700	68	1720,0	68.0	260
11 SHD 1820	1800	72	1820,0	72.0	280

The hydraulic cylinder for our external pipe clamps works in every position and is suitable for all pipe diameters. The weight of this special cylinder is only 15,3 kg.

Hydraulic Cylinder

Suitable for all diameters



Mechanical Cage Clamp DN 80 - DN 400 with bridges light version. This external line-up clamp is particularly suitable for vertical-up tack welding by applying autogenous or arc welding techniques. By means of an eccentric, both pipe ends can be aligned by means of the bridges without any hi-lo offset of the pipe edges.

Mechanical Cage Pipe Clamps - light

Pipe range: 3,5" - 16" (89 - 406 mm)

- The mechanical cage pipe clamps - light version are particularly suitable for vertical-up tackweldung by applying autogenous or arc welding techniques. By means of eccentric, both pipe ends can be aligned through the bridges without any offset of the pipe edges.



Part.-No.	Nom. Pipe Size		OD mm	OD inch	Weight kg
	mm DN	Inches			
11 003 0080	80	3	88,9	3.5	5,3
11 003 0114	100	4	114,3	4.5	6
11 003 0125	125	5	141,3	5.6	6,3
11 003 0168	150	6	168,3	6.6	8,5
11 003 0219	200	8	219,1	8.6	11
11 003 0273	250	10	273,1	10.8	15
11 003 0323	300	12	323,9	12.8	17
11 003 0355	350	14	355,6	14.0	20,5
11 003 0406	400	16	406,4	16.0	22
11 003 0457	450	18	457,0	18.0	24,5

Mechanical Cage Pipe Clamps - heavy

Pipe range: 4" - 20" (610 - 1620 mm)

- The mechanical cage pipe clamps with bridges and jackscrews allow to align pipes in a way that flush tack welding is possible without an offset of the pipe edges. Broad bridges allow the production of 80 percents of the root pass without removing the clamp.

Part.-No.	Nom. Pipe Size		OD mm	OD inch	Weight kg
	mm DN	Inches			
11 004 0114	100	4	114,3	4.5	9
11 004 0139	125	5	141,3	5.6	9,5
11 004 0168	150	6	168,3	6.3	10
11 004 0219	200	8	219,1	8.6	13
11 004 0273	250	10	273,0	10.8	17
11 004 0323	300	12	323,9	12.8	23
11 004 0355	350	14	355,6	14.0	27
11 004 0406	400	16	406,4	16.0	31
11 004 0457	450	18	457,0	18.0	36
11 004 0508	500	20	508,0	20.0	38




Mechanical Cage Pipe Clamps - heavy duty

Pipe range: 24" - 64" (114 - 508 mm)


- The mechanical cage pipe clamps with bridges and jackscrews allow to align pipes in a way that flush tack welding is possible without an offset of the pipe edges. Broad bridges allow the production of 80 percents of the root pass without removing the clamp.

Part.-No.	Nom. Pipe Size		OD mm	OD inch	Weight kg
	mm DN	Inches			
11 N04 0406	400	16	406,4	16.0	33
11 N04 0457	450	18	457,0	18.0	38
11 N04 0508	500	20	508,0	20.0	42
11 N04 0559	550	22	559,0	22.0	49
11 N04 0610	600	24	610,0	24.0	52
11 N04 0711	700	28	711,0	28.0	58
11 N04 0762	750	30	762,0	30.0	60
11 N04 0813	800	32	813,0	32.0	62
11 N04 0914	900	36	914,0	36.0	70
11 N04 1016	1000	40	1016,0	40.0	72
11 N04 1067	1050	42	1067,0	42.0	78
11 N04 1118	1100	44	1118,0	44.0	85
11 N04 1220	1200	48	1219,0	48.0	100





High quality welds in pipes and tubes can only be assured if the weld underbead is protected from oxidation.



The Pipe Purge System is easy to pull through pipes and bends without tilting. The design of the system also guarantee that at least one disc holds tight and this will reduce both purging time and inert gas use. Typeical purge time of less than 2 minutes (for example an 8" pipe will purge to below 0,01% Oxygen in less than 2 minutes).



Pipe Purge System

Pipe range: 1" - 13" (25 - 320 mm)

- Changable sealing discs
- For ID 25 mm - 320 mm
- Basic unit available in three lengths (120 mm , 150 mm, 200 mm)
- Heat resistance: up to 320°C



Complete system*

Part.-No.	Description	DIA. mm	Range mm
RG350116	Pipe Purge System	Ø 32	25 - 31
RG350117	Pipe Purge System	Ø 43	32 - 40
RG350118	Pipe Purge System	Ø 54	41 - 50
RG350119	Pipe Purge System	Ø 64	52 - 61
RG350120	Pipe Purge System	Ø 78	62 - 74
RG350121	Pipe Purge System	Ø 90	75 - 86
RG350122	Pipe Purge System	Ø 110	85 - 101
RG350123	Pipe Purge System	Ø 120	100 - 110
RG350124	Pipe Purge System	Ø 142	120 - 135
RG350125	Pipe Purge System	Ø 160	140 - 155
RG350126	Pipe Purge System	Ø 175	150 - 165
RG350127	Pipe Purge System	Ø 210	175 - 200
RG350128	Pipe Purge System	Ø 230	195 - 215
RG350129	Pipe Purge System	Ø 270	235 - 260
RG350130	Pipe Purge System	Ø 290	255 - 280
RG350131	Pipe Purge System	Ø 310	275 - 300
RG350132	Pipe Purge System	Ø 330	290 - 320

* Each complete system includes
 1 each of inlet and outlet sealing, 1 base unit (200 mm), 10 m stainless steel cable,
 10 m hose incl. coupling

Accessories

Replacement seals & base units

Replacement seals

Part.-No.	Description	Pipe diameter mm	Range mm
RG350099	Silicone sealing	Ø 32	25 - 31
RG350100	Silicone sealing	Ø 43	32 - 40
RG350101	Silicone sealing	Ø 54	41 - 50
RG350102	Silicone sealing	Ø 64	52 - 61
RG350103	Silicone sealing	Ø 78	62 - 74
RG350104	Silicone sealing	Ø 90	75 - 86
RG350105	Silicone sealing	Ø 110	85 - 101
RG350106	Silicone sealing	Ø 120	100 - 110
RG350107	Silicone sealing	Ø 142	120 - 135
RG350108	Silicone sealing	Ø 160	140 - 155
RG350109	Silicone sealing	Ø 175	150 - 165
RG350110	Silicone sealing	Ø 210	175 - 200
RG350111	Silicone sealing	Ø 230	195 - 215
RG350112	Silicone sealing	Ø 270	235 - 260
RG350113	Silicone sealing	Ø 290	255 - 280
RG350114	Silicone sealing	Ø 310	275 - 300
RG350115	Silicone sealing	Ø 330	290 - 320

* There are always 2 pieces needed per system



Silicone sealing

Basic unit

Part.-No.	Description
RG350135	Basic unit 200 mm



Basic unit

Oxygen Analyzer Oxy-Pro

Measuring range 5 - 999 ppm O₂

- Temperature-controlled zirconium sensor
- Suitable for inert gases and gases with hydrogen content of max. 10 %
- USB interface for storage of parameter sets
- Documentation of residual oxygen value, date, time and name of project



Part.-No.	Description
RG350520	Oxygen Analyzer Type Oxy-Pro

Advantages and details:

- Simple menu navigation
- LED display, parameter entry by membranekeyboard
- Temperature-controlled zirconium sensor
- Measuring cell made of zirconium oxide (maintenance-free), long service life due to intelligent cell management
- Suitable for inert gases and gases with hydrogen content of max. 10 %
- USB interface for storage of parameter sets
- Documentation of residual oxygen value, date, time and name of project
- Freely adjustable operating range
- Memory of the validation process
- Visual signal during the measurement when the measuring value is not achieved yet
- Robust plastic case with protective rubber frame

Technical details :

Measuring range:	5 - 999 ppm O ₂
Voltage	110 VAC - 240 VAC
Interfaces	USB, 0 - 5 VDC, digital
Dimensions (LxWxH)	185 x 93 x 36 mm
Weight	450 g
Language	English and German
Operating time	Up to 8 hours

Content of delivery:

- Tube set 1m, including filter and stainless steel probe
- Validation certificate
- Transport case

Oxygen Analyzer Pro OX-100

Data storage for up to 50 Data set

- Measures oxygen content down to 100 PPM (0.01%)
- Automatic calibration
- USB interface for data transmission and storage
- Audio-visual alarm signal at the end of the rinse time
- Software on Windows basis



Part.-No.	Description
RG350140	Oxygen Analyzer Pro OX-100

Advantages and details:

The most advanced and CE approved oxygen monitoring device, the PRO OX-100B not only measures oxygen content down to 100 PPM (0.01%) during the purging process, but is equipped with a Bluetooth transmitting device that allows the oxygen monitor to send the oxygen readings wirelessly to a Bluetooth receivable device, operators may view the readings from a remote location.

- Integrated automatic pump
- Automatic calibration
- Data storage, up to 50 Data sets
- USB interface for data transmission and storage
- Audio-visual alarm signal at the end of the rinse time
- Very fast reaction time
- Rechargeable 9V battery
- Chemical measuring cell
- One year warranty on the sensor

Technical details :

Measuring range:	100 - 200.000 ppm O ₂
Voltage	110 VAC - 240 VAC
Interfaces	USB typ B
Operating temperature	0° - 50° C
Dimensions (LxWxH)	171 x 90 x 38 mm
Weight	450 g
Language	English, German, Spanish and Portugese
Operating time	Up to 2 hours

Content of delivery:

- Pro OX-100 Monitor and Sensor
- Polycarbonate Carrying Case
- Neoprene Extension Tubing (5' or 1.5 M)
with Quick Connect Fittings
- Slender Stainless Steel Probe
- Rechargeable Battery, Power Supply/Charger: (US and Euro Formats)
- USB Cable
- Quick Instruction Card



Pipe jack stands for pipe handling.



All pipe stands are delivered with a standard V-head and safety ring to prevent from sudden collapse and from hand injuries. The foldable Type allows easy storage and transportation. The carrying capacity of the Pipe Stand is 1135 kg. Choice of interchangeable head styles. (Roller kits)

Pipe Jack Stand foldable

Pipe stand with foldable legs

- Capacity: 2,500 lb (1,135 kg)
- Folds up for storage ease
- Quick-action lock washer for quick height positioning
- Set screw for double margin of safety
- Each pipe stand including Vee head



Part.-No.	Description	Weight		Min. Height		Max. Height	
		kg	lb	mm	inch	mm	inch
RG350000	Pipe stand, foldable legs	11	24.3	710	27.9	1250	49.2

Accessories

Wheel and ball heads for foldable pipe stand



Stainless steel balls



Polyethylene rollers



Steel rollers

Part.-No.	Description	Capacity (2 pc.)		Pipe Size		Weight (1 pc.)	
		kg	lb	mm	inch	kg	lb
RG350001	Stainless steel balls	925	2040	25 - 500	1 - 20	1,8	3.9
RG350002	Polyethylene rollers	450	992	12 - 355	1/2 - 16	1,1	2.4
RG350003	Steel rollers	450	992	12- 355	1/2 - 16	1,3	2.8

*two of each piece will be needed.

The versatile Maxi Flex - mobile pipe stand is the ideal fabricator stand. The large 300 mm vee head and heavy duty five-legged design offers the welder a maximum margin of safety on pipe up to 900 mm O.D.. With optional accessories, such as the heavy duty casters and Hold-Down Device, pipe weighing 2.000 kg per Maxi Flex can be wheeled with ease from storage rack... to welding bay... and onto the shipping dock. This means the load is lifted only once, resulting in a reduction of 50% or more in handling costs. The Maxi Flex - mobile pipe stand is great for leveling loads for fit-up, or use with a pipe rotator.

Pipe Jack Stand Maxi Flex

Mobile pipe stand

- Large, convenient adjustment handle
- Several optional large vee head styles
- Jack independently load tested for quality assurance

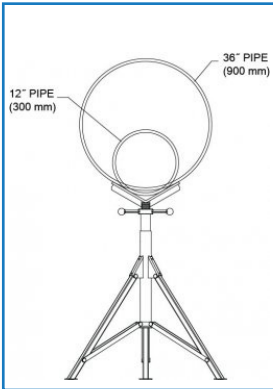

Part.-No.	Description	Weight	Max. height
RG350090	Pipe stand MAXI FLEX	55 kg	1080 mm



Pipe Jack Fat Jack

Foldable for storage

- Capacity: 2.270 kg
- Convenient carrying handle
- Double locking pin with retainer
- Large V-head w/locking pin & retainer
- Each pipe stand Including Vee head
- Foldable for storage

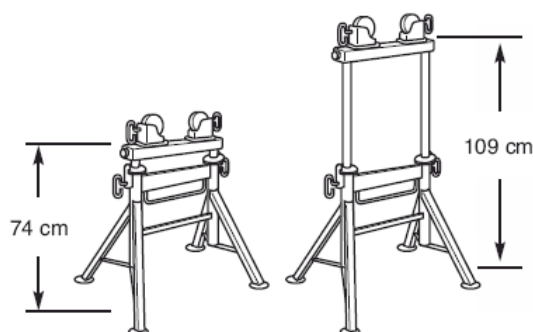


Part.-No.	Description	Weight	Min. height	Max. height	Weight capacity	Max. pipe OD
RG350080	Fat Jack with V-head	17,6 kg	810 mm	1320 mm	2270 kg	1320 mm

Pipe Jack Stand Pro Roll

Pipe stand with adjustable height

- Uses Quick Change Housings
- Wheels "trued" for even pipe rotation
- Bronze bearings to eliminate arcing
- Brake to lock loads for lay-out or fit-up
- Handles large enough to grip with a gloved hand



Part.-No.	Description	Weight	Min. pipe OD	Max. pipe OD
RG350085	Pro Roll	16,4 kg	12 mm	900 mm
RG350086	Pro Roll - Tableversion	10,9 kg	12 mm	900 mm

*without Quick Change Rollers

Accessories

Quick change roller housings pro roll

- Capacity: 900 kg (steel- & stainless steel rollers), 550 kg (rubber rollers)
- Weight: 3,6 kg (steel- & stainless steel rollers) 3,2 kg (rubber rollers)



Steel



Rubber



Stainless steel



Stainless steel transfer heads

Part.-No.	Description	weight (kg)
RG350087	Quick change housing with rubber wheels	3,2
RG350088	Quick change housing with steel wheels	3,6
RG350089	Quick change housing with stainless steel wheels	3,6
RG350091	Quick change housing with stainless steel ball transfer head	3,6



Flange Tools, Marking and Earthing.



CENTERING HEAD AND FLANGE SPREADERS

Finding the exact position on a pipe has always been a problem. DWT Centering Head solve this problem in an easy manner. It can also be used to find any given points at angles from the top of the pipe. Can be used on all pipes from 1/2" up to 5".

Centering Head

Suitable for pipe diameter 1/2" - 5"

- With graduation and protractor dragonfly for scribing
- Adjustable protractor level with graduation
- Hardened centering pin
- For larger pipe diameters available on request

Part.-No.	Description
RG350032	Centering Head DWT



Centering Head Digital

Suitable for pipe diameter 4" - 8"

- Easy to read digital display
- Spring-driven firing pin for scribing
- Measurement in real time
- Easy to calibrate

Part.-No.	Description
RG350033	Centering Head DWT, digital



Mechanical flange spreaders have been developed to assist in the spreading of all flange joint types including those with no access gaps between them.

Flange Spreaders - Mechanical

Flange Range: 1" - 24"

- 4 different models to cover all flange sizes
- Hardened wedge for safe cutting
- Spindle can be turned with conventional open-ended spanner SW35 or 12 mm round bar
- Large feed spindle

Part.-No.	Description	Spread	Pin Diameter
784003	ST-301 Flange spreader	76 mm	16 mm
784002	ST-302 Flange spreader	101 mm	19 mm
784001	ST-303 Flange spreader	127 mm	22 mm
784000	ST-304 Flange spreader	162 mm	25 mm



WT Flange Leveler is always a good tool to have. The WT Flange Leveler can be used for flanges with bolt holes from 16 mm and larger. With this design you avoid the chance of misplacing loose parts, and you will have no need of using adjusting tools.

Flange Leveler

Stepless bolt distance: 60 - 260 mm

- Bolt length: 75 mm



Part.-No.	Description	Length in mm	Height in mm	Depth in mm	Length of pin in mm
RG350030	Flange Leveler	400	50	23	75

Flange Leveler Digital

Stepless bolt distance: 60 - 260 mm

- Measuring range from 0° - 90°
- Resolution of 0.05° (1,0 mm/M)
- Accuracy of $\pm 0.05^\circ$ at 0° & 90°
- Auto-reverse reading of LCD Display
- Bolt length: 75 mm




Part.-No.	Description	Length in mm	Height in mm	Depth in mm	Length of pin in mm
RG350031	Digital Flange Leveler	400	50	23	75

Rotary Ground Clamp

Earth Clamp 400 Amp

- Rotary head turns with the pipe - puts an end to ground lead twist, tangle and wear
- Provides quick, positive ground for roll-out welding of pipe and fittings - eliminates weld pinholes caused by poor grounding
- Attaches and detaches in seconds
- Makes up ground leads three way - lug - clamp-on and bare cable
- Positive anti-arc brearings take loads up to 400 amps



Part.-No.	Description	AMP	Max. wall thickness	Weight	
				kg	lb
RG350034	Rotary earth clamp 400 Amp	400	24 mm	2,3	4.6



Head office:

DWT Handelsgesellschaft für Druckluft-Werkzeug-Technik GmbH

Wilhelm-Tenhagen-Str. 5
46240 Bottrop
Germany
Tel: +49(0)2041-77144-0
Fax: +49(0)2041-77144-99
eMail: info@dwt-gmbh.de

RSW INTERNATIONAL GLOBAL TECHNICAL SERVICE

DWT Portugal Sales & Service Office:

RSW International
Rua das Agradas 10 3FE
3800-090 Aveiro
Portugal

Tel: +351 234 426 241
www.rswinternational.pt
contact@rswinternational.pt



The DWT GmbH head office is in the industrial heart of Germany. The machines are produced by a competent team and are delivered in the whole world.

30. October 2020, 11:02 AM